


Advance Information
SWITCHMODE™ Schottky
Power Rectifier

MBR240100V

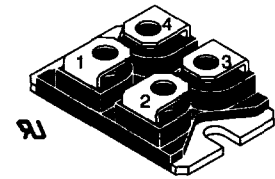
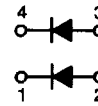
**SCHOTTKY BARRIER
 RECTIFIER
 80 AMPERES
 100 VOLTS**

... using the Schottky Barrier principle with a platinum barrier metal. This state-of-the-art device has the following features:

- 100 V Blocking Voltage, Low Forward Voltage Drop
- Double Rectifier Diodes Construction: May Be Paralleled for Higher Current Output up to 80 Amp
- Guardring Construction Guarantees Stress Protection, High dV/dt Capability (10 kV/μs) and Reverse Avalanche
- Very Low Internal Parasitic Inductance (≤ 5.0 nH)
- Isolated Power Package (2500 Vac Insulation Rating)
- 175°C Operating Junction Temperature
-  — UL Recognized, File #E69369

Mechanical Characteristics

- Case: Molded epoxy with isolated metal base
- Weight: 28 g (approximately)
- Finish: All External Surfaces Corrosion Resistant
- Shipped 10 units per plastic tube
- Marking: MBR240100V



SOT-227B, STYLE 2

MAXIMUM RATINGS

Rating	Symbol	Max	Unit
Peak Repetitive Reverse Voltage Working Peak Reverse Voltage DC Blocking Voltage	V _{RRM} V _{RWM} V _R	100	Volts
Average Rectified Forward Current — Per Diode (Rated V _C) @ T _C = 125°C — Per Device	I _{F(AV)}	40 80	Amps
Peak Repetitive Forward Current, Per Diode (Rated V _R , Square Wave, 20 kHz) @ T _C = 90°C	I _{FRM}	120	Amps
Non Repetitive Peak Surge Current (Surge applied at rated load conditions halfwave, single phase, 60 Hz)	I _{FSM}	600	Amps
Peak Repetitive Reverse Current (2.0 μs, 1.0 kHz)	I _{RRM}	2.0	Amps
Operating Junction Temperature	T _J	-65 to 150	°C
Storage Temperature	T _{stg}	-65 to 150	°C
Peak Surge Junction Temperature (Forward Current Applied)	T _{J(pk)}	175	°C
Voltage Rate of Change	dV/dt	10000	V/μs
Package Insulation Rating (AC)	V _{isol}	2500	Volts

MOTOROLA
 MOTOROLA

SWITCHMODE is a trademark of Motorola, Inc.

This document contains information on a new product. Specifications and information herein are subject to change without notice.

Rev 1

MBR240100V

THERMAL CHARACTERISTICS

Rating	Symbol	Max	Unit
Thermal Resistance, Junction to Case	$R_{\theta JC}$	1.2	$^{\circ}C/W$
	Per Diode	0.7	
	Per Device		

ELECTRICAL CHARACTERISTICS PER DIODE

Instantaneous Forward Voltage (1) @ $i_F = 40$ Amps, $T_C = 25^{\circ}C$ @ $i_F = 40$ Amps, $T_C = 100^{\circ}C$ @ $i_F = 80$ Amps, $T_C = 100^{\circ}C$	V_F	0.95 0.80 0.90	Volts
Instantaneous Reverse Current (1) @ Rated DC Voltage, $T_C = 25^{\circ}C$ @ Rated DC Voltage, $T_C = 100^{\circ}C$	i_R	0.1 20	mA

(1) Pulse Test: Pulse Width = 300 μs , Duty Cycle < 2.0%

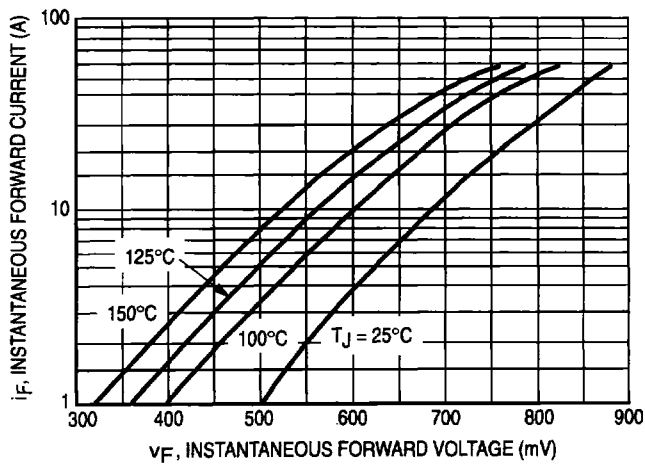


Figure 1. Typical Forward Voltage

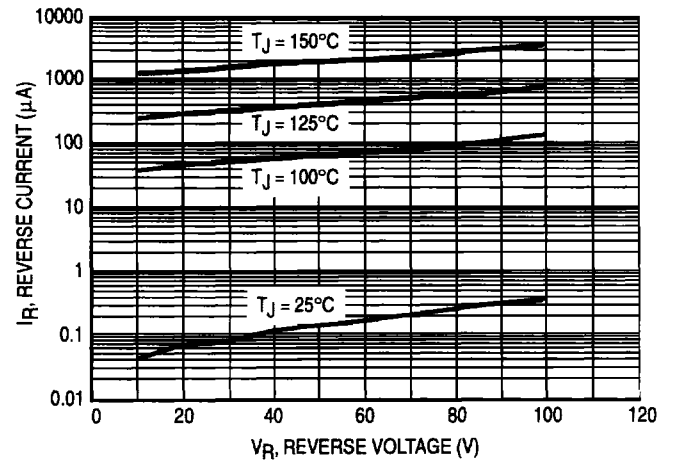
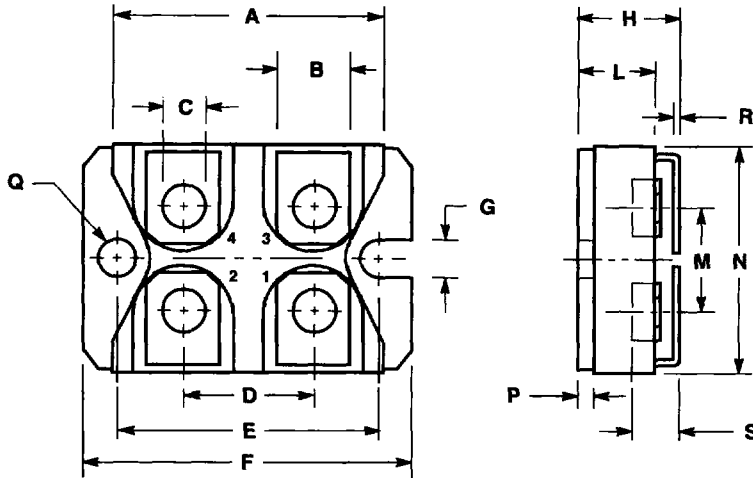


Figure 2. Typical Reverse Current

PACKAGE DIMENSIONS




Recommended screw torque: 1.3 ± 0.2 Nm
 Maximum screw torque: 1.5 Nm

- NOTES:
 1. DIMENSIONING AND TOLERANCING PER ANSI Y14.5M, 1982.
 2. CONTROLLING DIMENSION: MILLIMETERS.

DIM	MILLIMETERS		INCHES	
	MIN	MAX	MIN	MAX
A	31.50	31.70	1.240	1.248
B	7.80	8.20	0.307	0.322
C	4.10	4.30	0.161	0.169
D	14.90	15.10	0.586	0.590
E	30.10	30.30	1.185	1.193
F	38.00	38.20	1.496	1.503
G	4.00	—	0.157	—
H	11.80	12.20	0.464	0.480
L	8.90	9.10	0.350	0.358
M	12.60	12.80	0.496	0.503
N	25.20	25.40	0.992	1.000
P	1.95	2.05	0.076	0.080
Q	4.10	—	0.157	—
R	0.75	0.85	0.030	0.033
S	5.50	—	0.217	—

- STYLE 2:
 PIN 1. CATHODE 1
 2. ANODE 2
 3. CATHODE 2
 4. ANODE 1

SOT-227B

Motorola reserves the right to make changes without further notice to any products herein. Motorola makes no warranty, representation or guarantee regarding the suitability of its products for any particular purpose, nor does Motorola assume any liability arising out of the application or use of any product or circuit, and specifically disclaims any and all liability, including without limitation consequential or incidental damages. "Typical" parameters which may be provided in Motorola data sheets and/or specifications can and do vary in different applications and actual performance may vary over time. All operating parameters, including "Typicals" must be validated for each customer application by customer's technical experts. Motorola does not convey any license under its patent rights nor the rights of others. Motorola products are not designed, intended, or authorized for use as components in systems intended for surgical implant into the body, or other applications intended to support or sustain life, or for any other application in which the failure of the Motorola product could create a situation where personal injury or death may occur. Should Buyer purchase or use Motorola products for any such unintended or unauthorized application, Buyer shall indemnify and hold Motorola and its officers, employees, subsidiaries, affiliates, and distributors harmless against all claims, costs, damages, and expenses, and reasonable attorney fees arising out of, directly or indirectly, any claim of personal injury or death associated with such unintended or unauthorized use, even if such claim alleges that Motorola was negligent regarding the design or manufacture of the part. Motorola and  are registered trademarks of Motorola, Inc. Motorola, Inc. is an Equal Opportunity/Affirmative Action Employer.

Mfax is a trademark of Motorola, Inc.

How to reach us:

USA/EUROPE/Locations Not Listed: Motorola Literature Distribution;
P.O. Box 5405, Denver, Colorado 80217. 303-675-2140 or 1-800-441-2447

JAPAN: Nippon Motorola Ltd.; Tatsumi-SPD-JLDC, 6F Seibu-Butsuryu-Center,
3-14-2 Tatsumi Koto-Ku, Tokyo 135, Japan. 81-3-3521-8315

Mfax™: RMFAX0@email.sps.mot.com – TOUCHTONE 602-244-6609
INTERNET: <http://Design-NET.com>

ASIA/PACIFIC: Motorola Semiconductors H.K. Ltd.; 8B Tai Ping Industrial Park,
51 Ting Kok Road, Tai Po, N.T., Hong Kong. 852-26629298



MOTOROLA

